


**Tip**

Design calls for
of light grey
Make sure
ve enough
you start!


Put yourself in the mood for seaside
adventures with this evocative scene

Lighthouse scene



Top left

14 Cross Stitch Gold



Lighthouse key

✕ Cross stitch in two strands

	DMC	Anchor	Madeira	
∩	blanc	2	2402	white
⊞	156	939	2702	violet blue
e	157	120	907	flax blue
t	162	9159	1101	light blue
●	208	99	804	dark lilac
÷	209	98	803	lilac
I	211	342	801	light lilac
b	435	1046	2010	brown
▼	522	860	1512	green
\$	524	858	1511	light green
▽	598	1062	1111	turquoise
⦿	646	8581	1812	ash grey
⦿	648	900	1814	light ash grey
s	712	926	2101	cream
—	727	293	112	yellow
*	762	234	1804	light grey
⊞	797	139	913	very dark blue
☾	798	131	912	dark blue
J	813	140	910	blue
x	3047	852	2205	straw
☾	3756	1037	2504	very light blue
Q	3782	899	1911	mocha brown
■	3799	236	1713	grey
◆	3810	168	1108	dark turquoise
☼	3822	295	2511	dark yellow
●	3827	311	2012	ginger
☆	3855	363	2513	apricot

✕ Long stitch in one strand

—	3799	236	1713	grey
---	------	-----	------	------

✕ French knots in one strand

●	211	342	801	light lilac
---	-----	-----	-----	-------------

STITCH COUNT 168 high x 140 wide


DESIGN AREA 14 HPI (28-count evenweave) – 30.5x25.5cm (12x10in)

SKEINS NEEDED 2xblanc (white), 2x648 (light ash grey), 4x762 (light grey)


This design was stitched using DMC stranded cotton



Lighthouse scene



Bottom left



Bottom right



Carol Thornton's Designer Secrets

Sunset shades

The warm colours in the sky hint at a hazy sunset on a summer's day, and provide a striking contrast to the pale blues in the sea and the deep blues that are used for the lighthouse.



Knot a problem!

Don't worry, as there aren't many French knots to contend with in this scene. The few that I have included are used to add a little detail and dimension to some of the flora in the foreground. The knots offer these flowers a sense of focus and help to draw the eye.

