


10


20

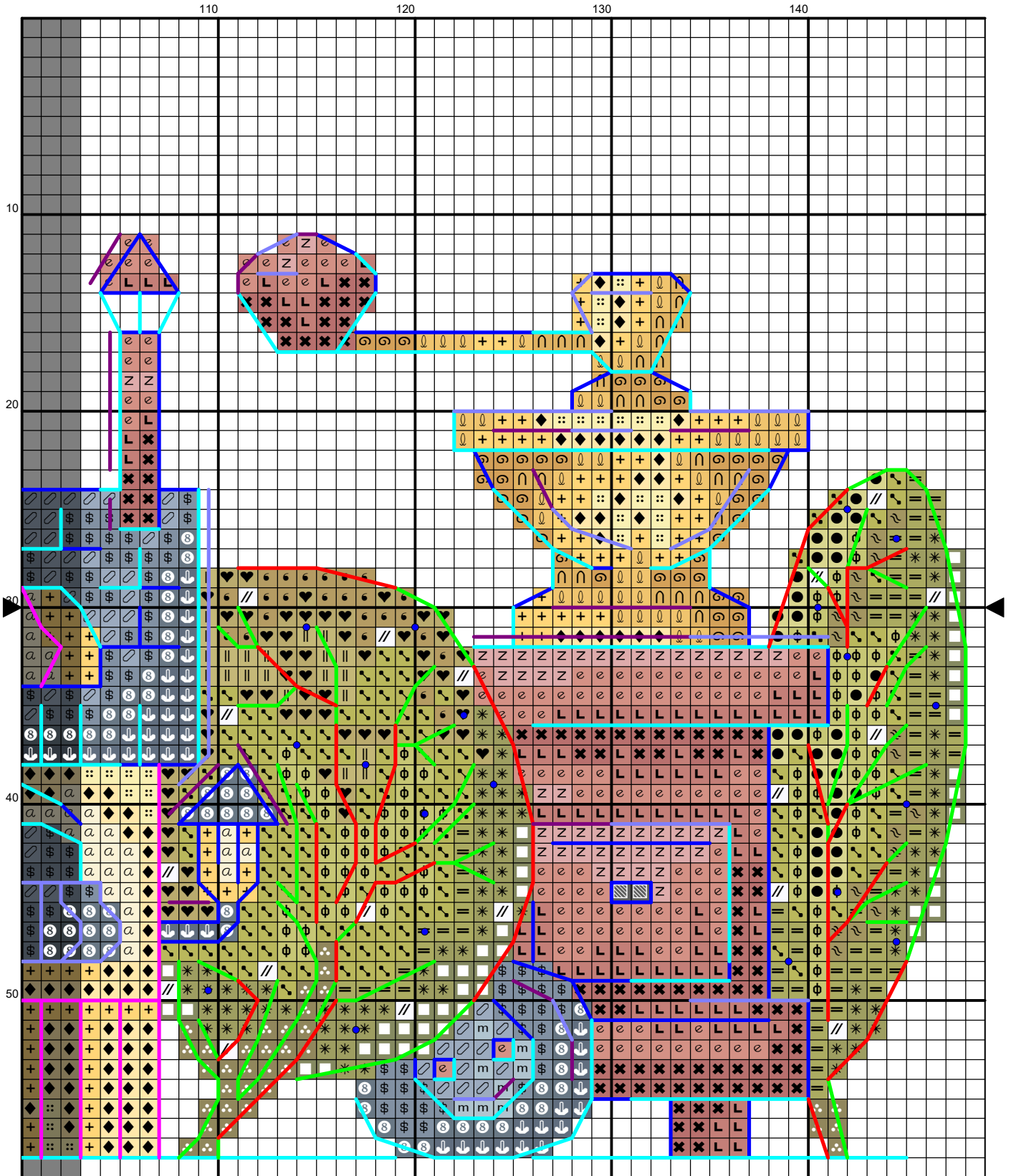
30

40

50








10

20

30

40

50



10


20

30

40

50

60 70 80 90 100




110

120

130

140



10

20

30

40

50








































Legend for "Fairy town"/ Designers Eva Stitch & Lazurit-Azhikina









Ключ для дизайна "Сказочный городок" Дизайнеры Eva Stitch & Лазурит-Ажикина



Inspired by art of Sasha Edelweiss. Схема создана по иллюстрации Sasha Edelweiss.

<https://vk.com/dresswithedelweiss>

Fabric (Ткань): 14 count Aida  
 Stitch count (размер в крестиках): 147 x 58  
 Design area (Размер в см): 26.67 x 10.52 cm  
 Threads (Нитки): DMC stranded cotton

Sym	No Strands		Cross stitch (Крест)			No Strands		
		q-ty	Sym	No	Strands	Sym	No	Strands
								q-ty
	165	2		166	2		224	2
	310	2		356	2		469	2
	581	2		597	2		598	2
	732	2		734	2		743	2
	745	2		746	2		747	2
	775	2		780	2		782	2
	818	2		832	2		930	2
	931	2		932	2		3078	2
	3750	2		3756	2		3778	2
	3811	2		3820	2		3830	2
	3852	2		B5200	2		165+166	2
	581+166	2		733+732	2		832+734	2
	932+775	2		224+818	2		743+3820	2

<i>Backstitch (Бэкстич)</i>					
<i>Sym</i>	<i>Strands q-ty</i>	<i>No</i>	<i>Sym</i>	<i>Strands q-ty</i>	<i>No</i>
	1	310		2	310
	1	898		2	898
	2	3750		1	3750
	1	B5200		2	B5200

<i>French knots (Французские узелки)</i>					
<i>Sym</i>	<i>Strands q-ty</i>	<i>No</i>	<i>Sym</i>	<i>Strands q-ty</i>	<i>No</i>
	1	3750		1	B5200



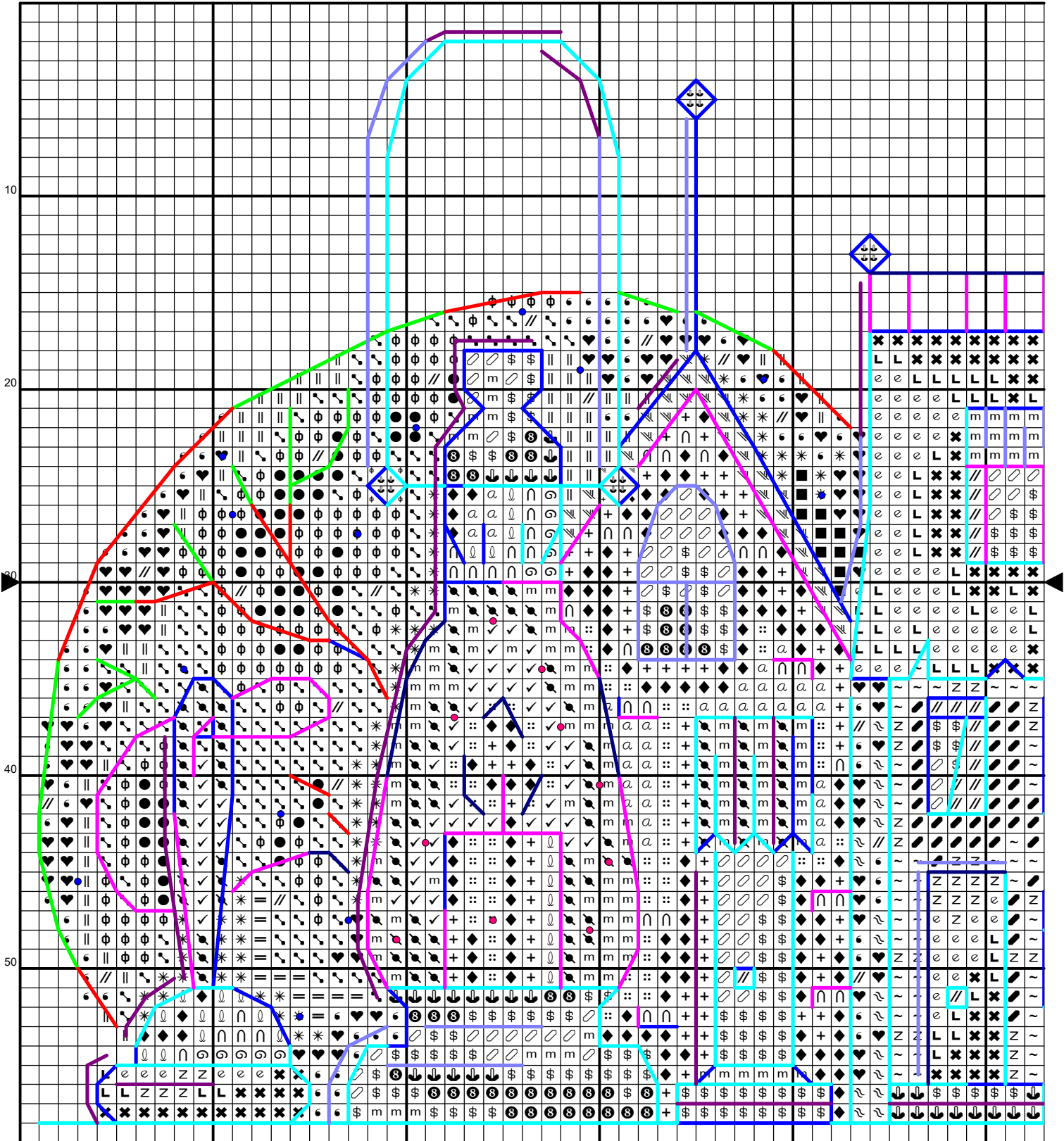
10

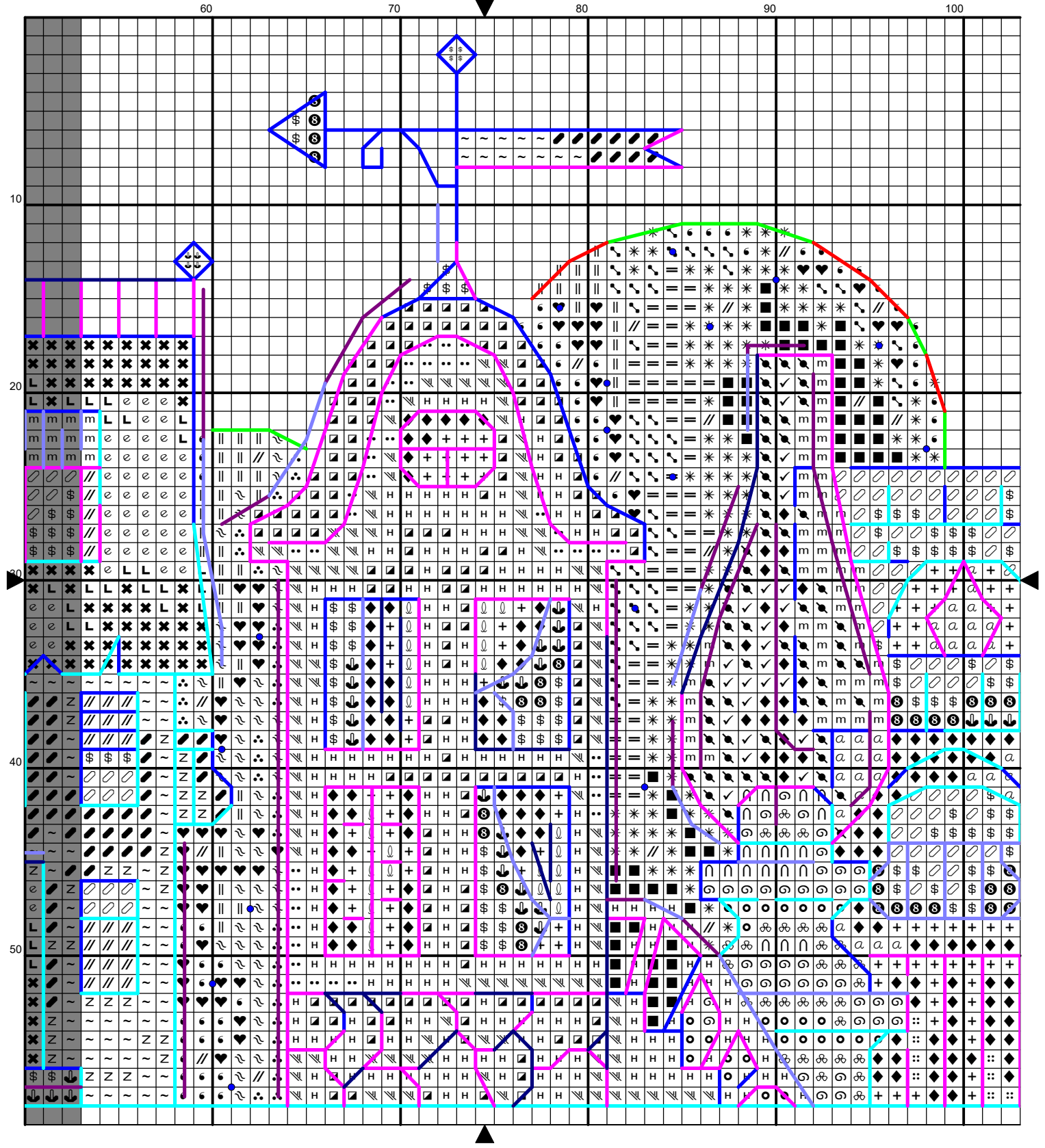
20

30

40

50



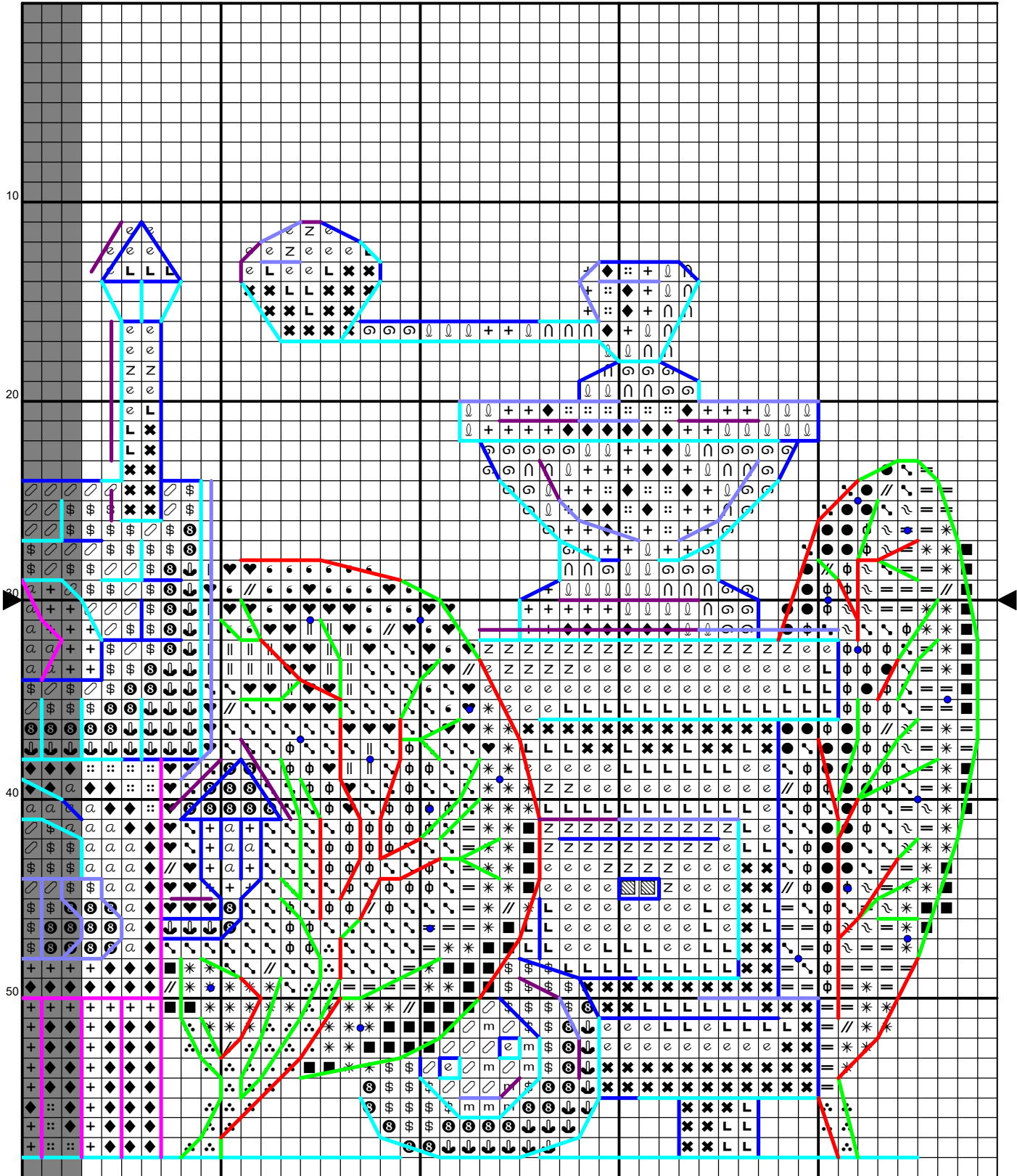


110

120

130

140



10

20

30

40

50

This is a large grid-based embroidery pattern for a project titled "Fairy town" / "Сказочный городок". The grid is 50 rows high and 50 columns wide. The pattern is composed of various symbols and numbers, including hearts, stars, circles, and letters, arranged in a complex, symmetrical design. The symbols are distributed across the grid, with some appearing in clusters and others in more isolated positions. The pattern is designed to be embroidered on a fabric background, with the symbols representing different colors and stitches. The grid is divided into four main sections by vertical lines at columns 10, 20, 30, and 40, and horizontal lines at rows 10, 20, 30, and 40. The symbols are arranged in a way that creates a sense of depth and movement, with some elements appearing to be part of a larger scene or story. The overall design is intricate and detailed, requiring careful attention to the placement of each symbol.

60

70

80

90

100

The image shows a large grid-based puzzle, likely a crossword or logic puzzle, titled "Fairy town" / "Сказочный городок". The grid is 100 columns wide and 50 rows high. The page is labeled "Page(Стр) 5" and "Eva & Лазурит".

Key features of the puzzle include:

- Row and Column Numbers:** Row numbers 10, 20, 30, 40, and 50 are marked on the left side. Column numbers 60, 70, 80, 90, and 100 are marked at the top.
- Starters:** Numbers in diamonds indicate the starting positions for words. For example, row 10, column 18 has a diamond with "11", and row 10, column 75 has a diamond with "10".
- Symbols:** The grid contains various symbols such as asterisks (\*), hearts (♥), diamonds (♦), circles (○), and crosses (✕). Some symbols are placed in specific cells, while others form patterns.
- Shaded Cells:** The top-left corner of the grid is shaded, indicating non-solvable cells.
- Navigation:** Black triangles at the top and bottom center of the page indicate the direction of the page spread.

110

120

130

140

10

20

30

40

50

Legend for "Fairy town"/ Designers Eva Stitch & Lazurit-Azhikina

Ключ для дизайна "Сказочный городок" Дизайнеры Eva Stitch & Лазурит-Ажикина

Inspired by art of Sasha Edelweiss. Схема создана по иллюстрации Sasha Edelweiss.

<https://vk.com/dresswithedelweiss>

Fabric (Ткань): 14 count Aida  
 Stitch count (размер в крестиках): 147 x 58  
 Design area (Размер в см): 26.67 x 10.52 cm  
 Threads (Нитки): DMC stranded cotton

Sym	No Strands		Cross stitch (Крест)		Sym	No Strands		
		q-ty	Sym	q-ty			q-ty	
●	165	2	↘	166	2	Z	224	2
▨	310	2	L	356	2	■	469	2
*	581	2	⋯	597	2	↘	598	2
⋯	732	2		734	2	+	743	2
◆	745	2	α	746	2	◻	747	2
🔍	775	2	○	780	2	∞	782	2
🔪	818	2	●	832	2	⊗	930	2
⌘	931	2	📎	932	2	⋯	3078	2
👉	3750	2	✓	3756	2	e	3778	2
H	3811	2	∩	3820	2	✕	3830	2
⊗	3852	2	//	B5200	2	φ	165+166	2
	581+166	2	~	733+732	2	♥	832+734	2
m	932+775	2	~	224+818	2	∪	743+3820	2

Sym	Strands q-ty	Backstitch (Бэкстич)		Sym	Strands q-ty	No
		No	Sym			
	1	310		2	310	
	1	898		2	898	
	2	3750		1	3750	
	1	B5200		2	B5200	

Sym	Strands q-ty	French knots (Французские узелки)		Sym	Strands q-ty	No
		No	Sym			
●	1	3750	●	1	B5200	